

SWP Sector Investments Informational Meeting

October 6, 2020



COMMUNITY COLLEGES

SAN DIEGO & IMPERIAL COUNTIES

CAREER EDUCATION

Today's Agenda

- **Regional Planning, Implementation and Outcomes**
- **Purpose of the Sector Investments**
- **Process for this RFA**

SWP – Foundation for Our Work

- **SWP Recommendations 25** (25% for curriculum)
- **Regional Recommendations**
 - Career pathways - WBL - Job placement - Employment Readiness - Data/Research - Marketing
- **Regional Priorities and Investments**
 - Career pathways - Onboarding - WBL/JP - Employer Engagement - Data/Research - Marketing
- **Focus of Regional Sector Investments**
 - Curriculum - Career Pathways - Student Success - Workforce Outcomes

Career Pathways - Student Success - CTE Faculty

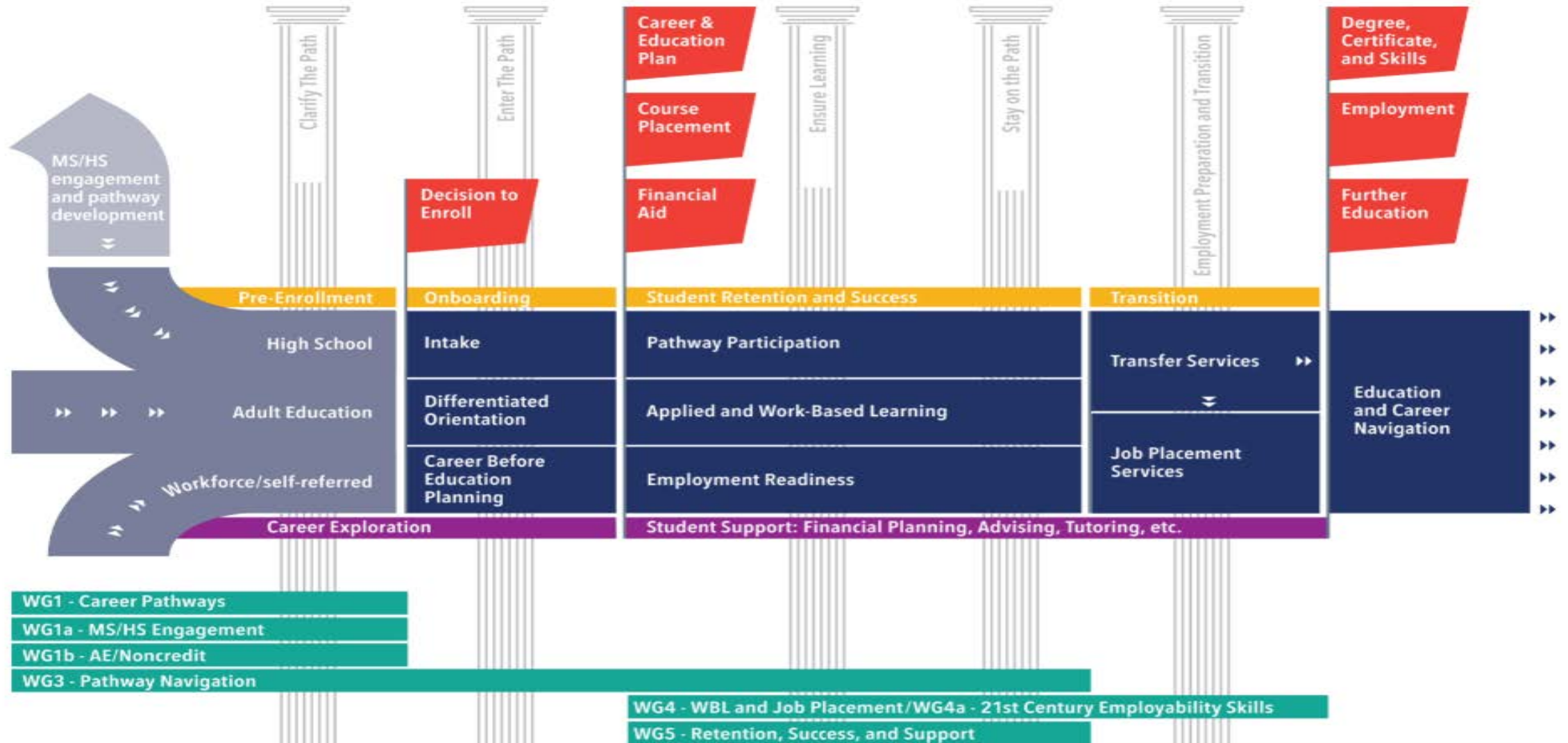
- Develop and broadly publicize industry informed career pathways that prepare students for jobs needed within the regional labor market.
- Broaden and enhance career exploration and planning, work-based learning opportunities and other supports for students.
- Enhance professional development opportunities for CTE faculty to maintain currency and program relevancy.

SWP Curriculum Recommendations (#7-11)

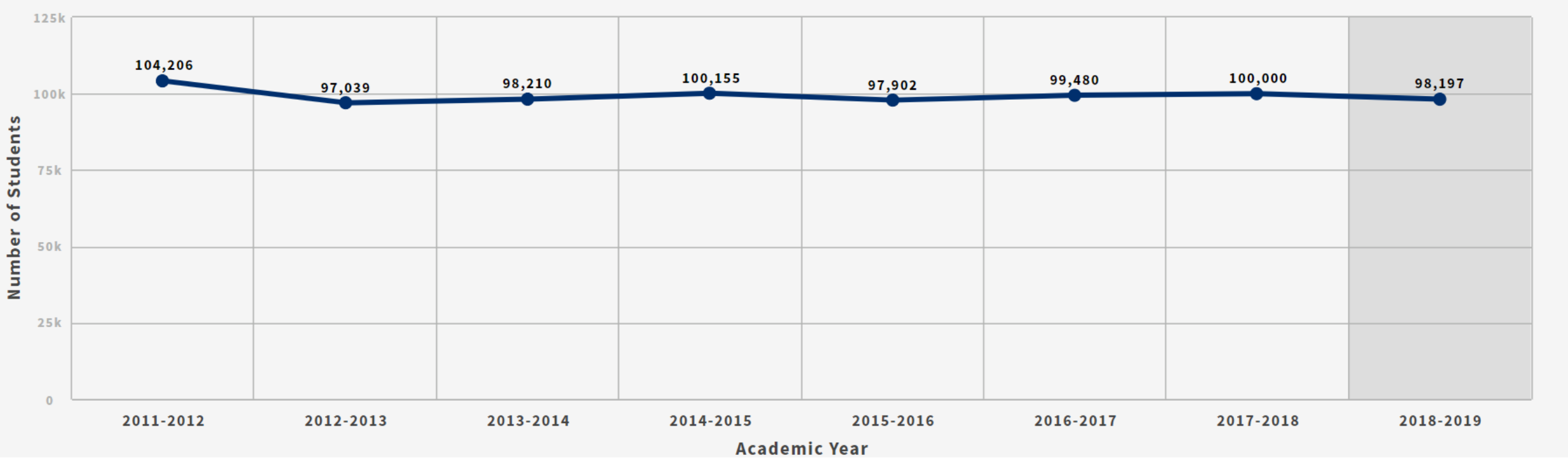
7. Revise the curriculum development process to ensure alignment from education to employment.
8. Evaluate, revise and resource the local, regional, and statewide CTE curriculum approval process.
9. Improve program review, evaluation, and revision processes to ensure program relevancy.
10. Facilitate curricular portability across institutions.
11. Develop, identify and disseminate effective CTE practices.

San Diego-Imperial Student Success Model

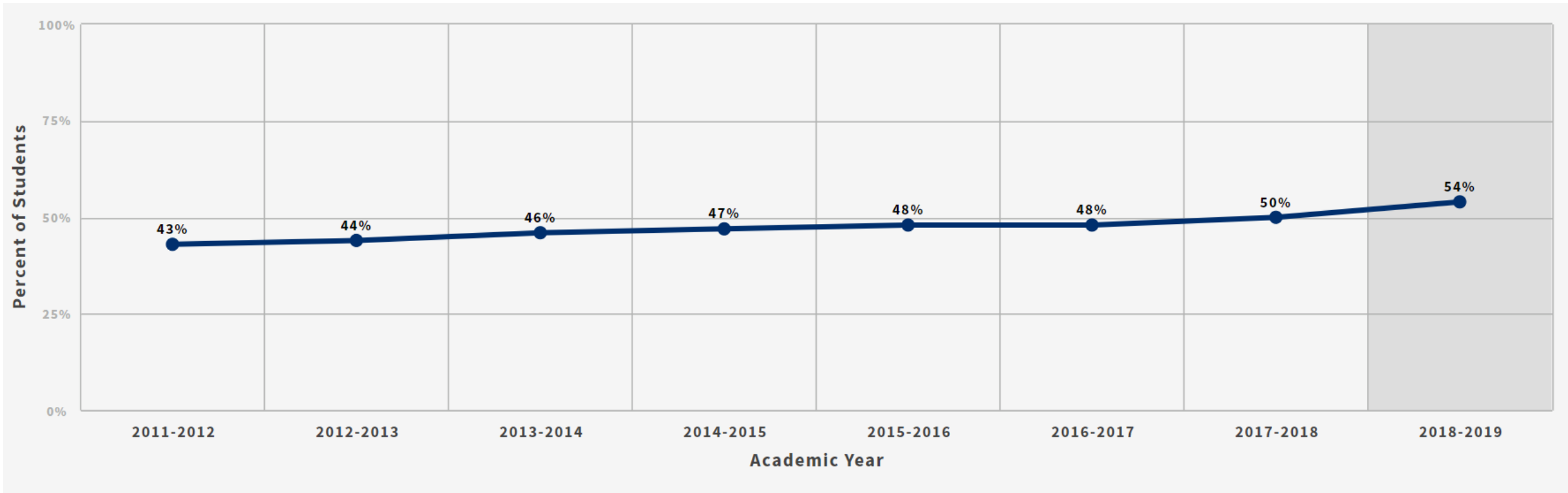
A Community College Student's Road to Success



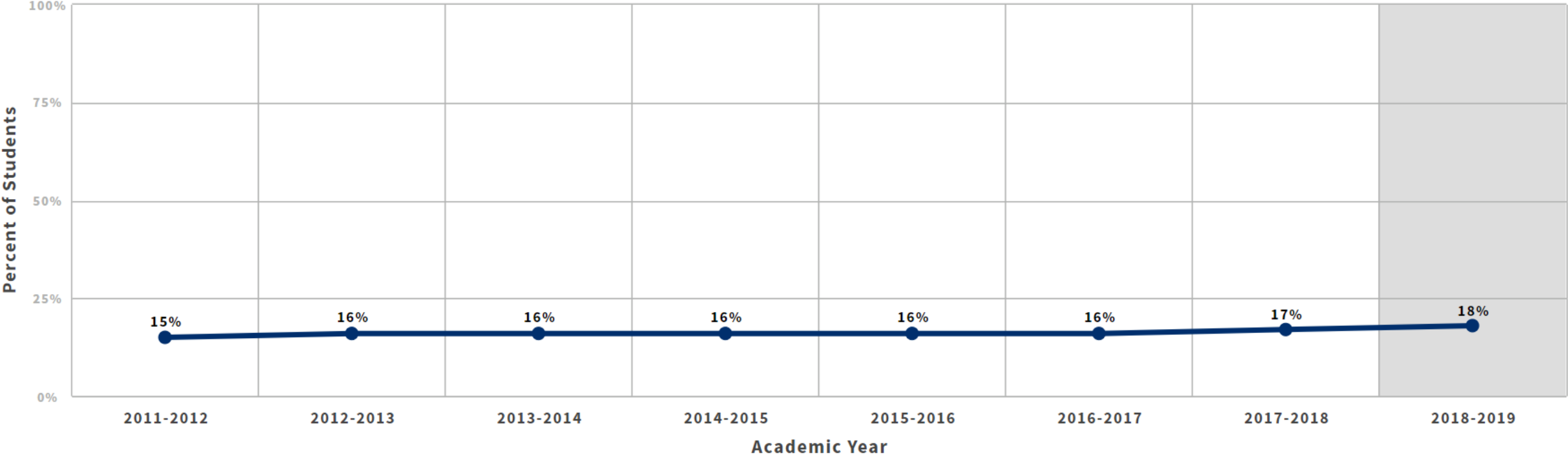
Strong Workforce Program Students



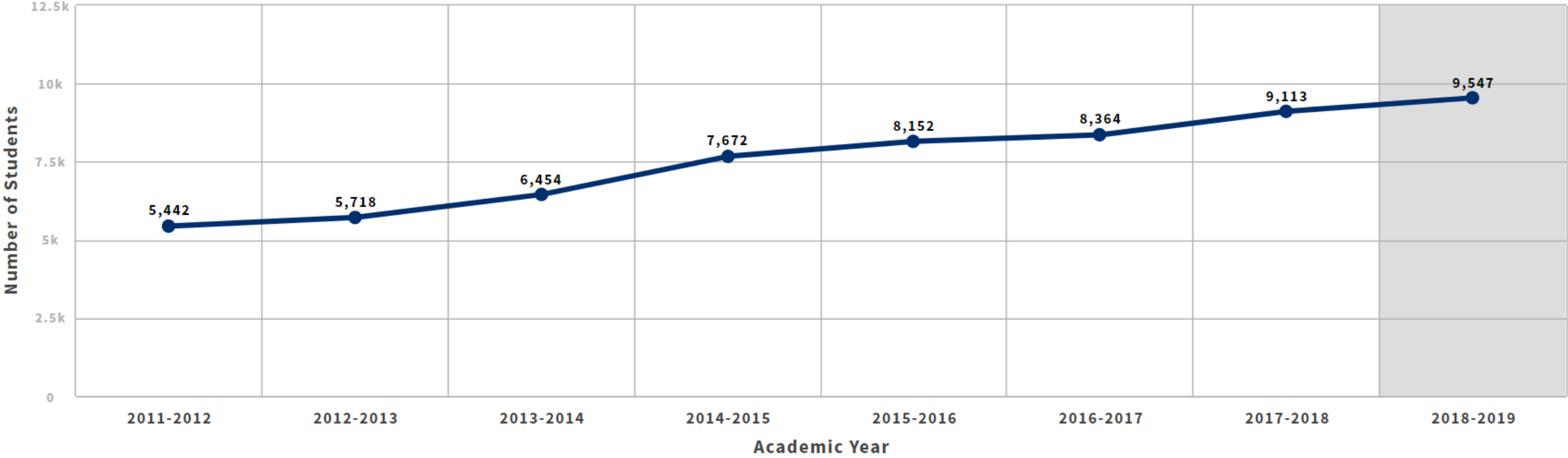
Students Who Attained a Noncredit Workforce Milestone



Students Earning 9+ Units

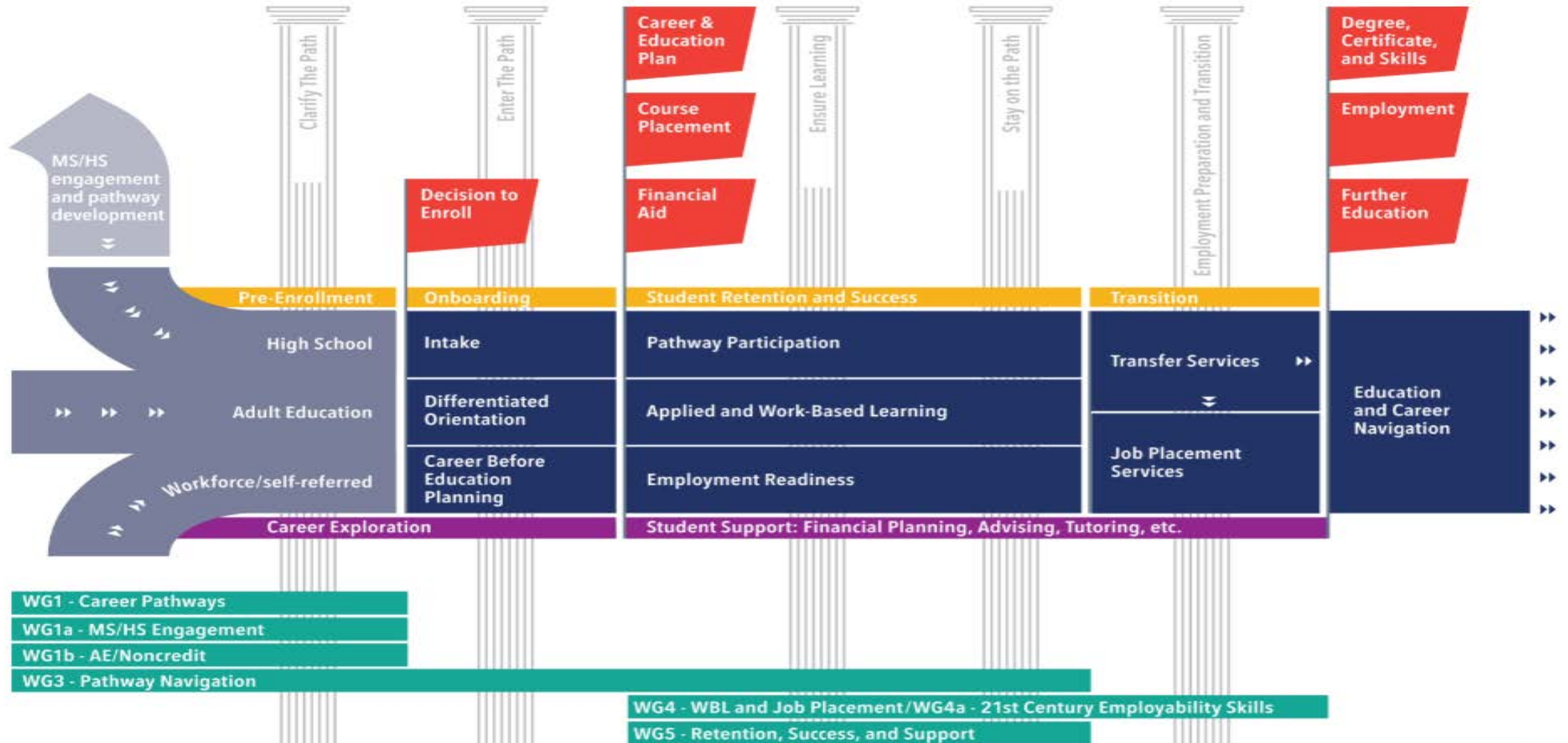


SWP Students Who Earned a Degree, Certificate, or Apprenticeship Journey Status



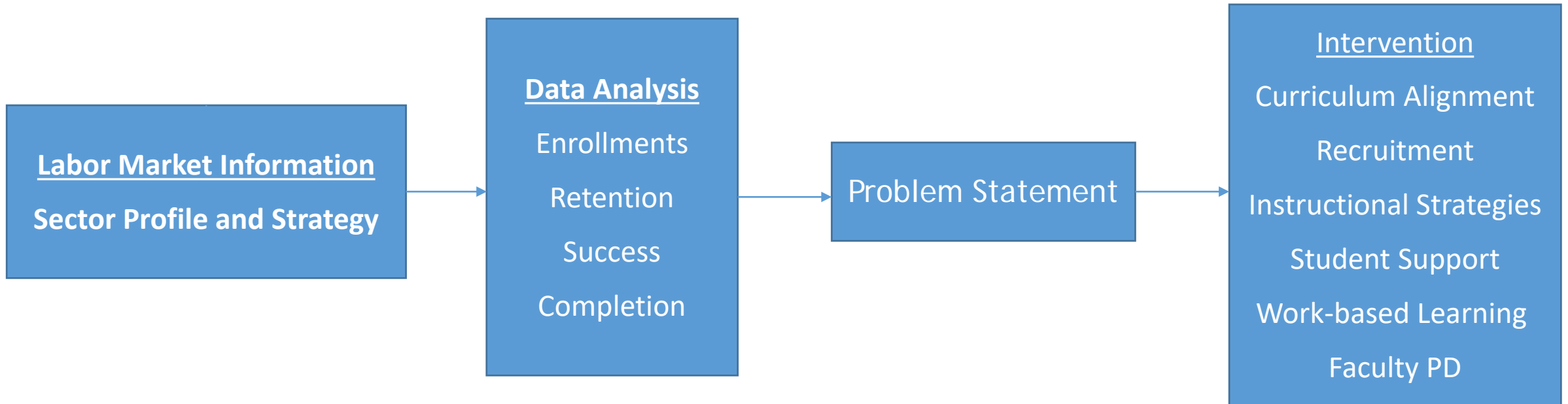
San Diego-Imperial Student Success Model

A Community College Student's Road to Success



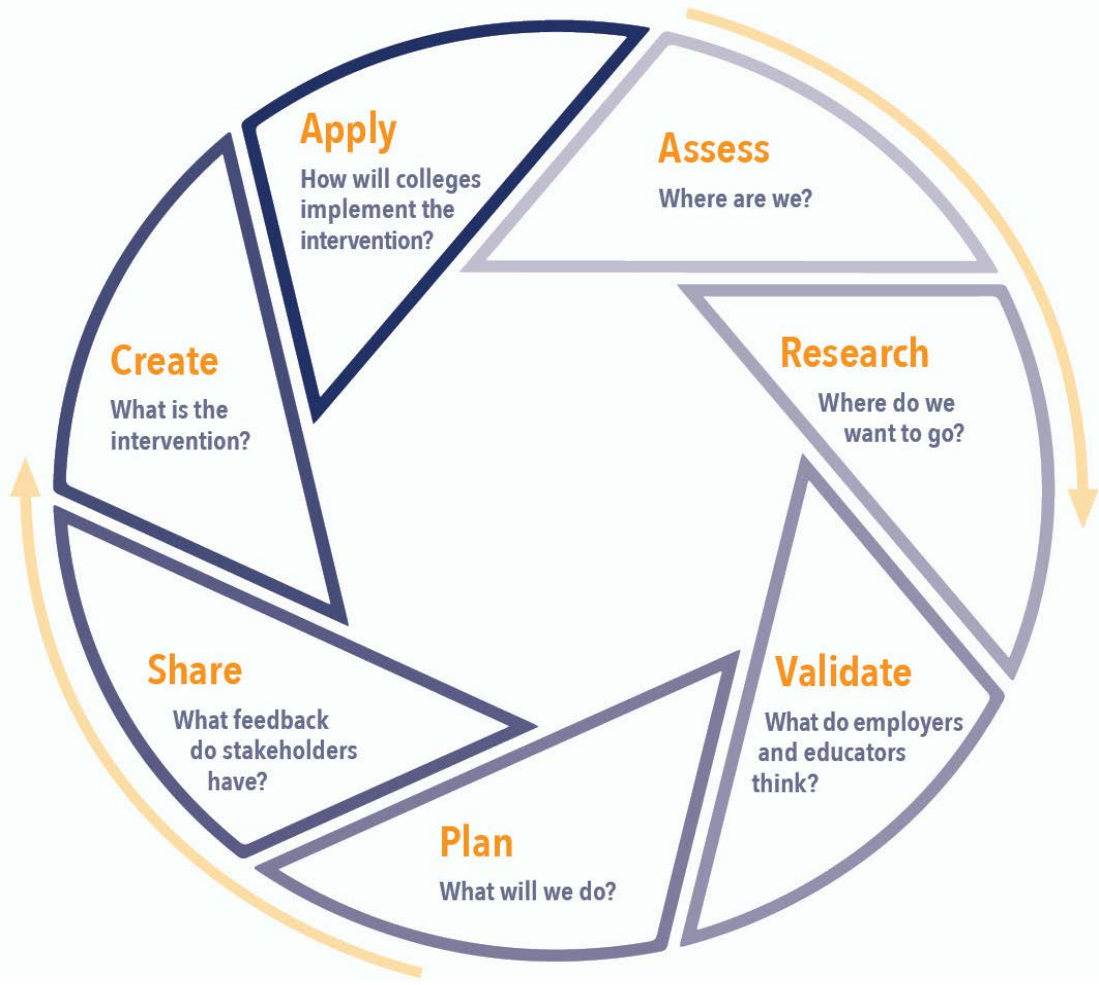
Targeting Our Investments

. *Building blocks of sustainable change*




Enduring change happens one step at a time.....RBG

SDI Regional Consortium Continuous Improvement Model



RFA Process (5 Milestones)

- 1.  Attend RFA informational meeting with Regional Consortium
- 2. Complete and submit letter of intent (Section IV of RFA)
- 3. Attend project consultation meeting(s)
- 4. Submit final draft of RFA response form (Section V of RFA)
- 5. Execute contract with fiscal agent & submit quarterly reports

#2. Complete and Submit Letter of Intent

Letter of Intent (Section IV):

- Represents your institution's intent to respond to this RFA
- Includes 3 parts:
 - Problem statement
 - Curriculum alignment verification
 - Project description
- Is simplified and due Oct 15
 - Problem statement and curriculum alignment are provided for you

Current Problem Statements (Attachment A)

Sector	Possible Intervention
Health	Patient Care Coordinators
Advanced Manufacturing	Industrial Automation Careers
ICT / Software Development	Program Alignment to Industry Needs

Important: More sector strategies will be provided *after* they have been presented at WDC

Important to Note About Intent

- A separate letter of intent must be submitted for each proposed intervention or project
 - For example, if you want to implement an intervention for Health *and* Advanced Manufacturing, then you would need to submit a letter for each sector
- Exceptions could be made for cross-sectoral projects
 - For example, you want to conduct curriculum alignment for *all sectors*

#3. Attend Project Consultation Meeting(s)

Project consultation meetings are:

- Meant to be collaborative
- Used to discuss the scope of work, funding model, etc.
- Customized to each college

It is highly recommended that you bring a draft of *Section V: RFA Response Form* to the initial meeting

Important to Note About Consultation Mtgs

During consultation meetings(s), college and RC will finalize:

1. Scope of work of the contract (based on RFA Response Form)
2. Total funding amount for the project(s) or intervention(s)
3. Deliverables that the college must submit to receive payments
4. Payment schedule and distribution amounts based on the deliverables' due dates
5. Quarterly progress report contents

#4. Submit Final Draft of Response Form

Similar to before:

- Target population
- Major outcomes or leading indicators
- SWP targeted metrics
- Implementation and sustainability
- Investment plan
- Budget
- Signature page

Milestone	Date(s)
#1. Attend an RFA informational meeting with the Regional Consortium	October 6, 2020
#2. Complete Section IV: Letter of Intent and submit it to the Regional Consortium	October 15, 2020
#3. Attend project/intervention consultation meeting(s) with the Regional Consortium	October 16 - November 12, 2020
#4. Submit final draft of Section V: RFA Response Form to the Regional Consortium	November 13, 2020
#5. Execute contract with Regional Consortium	January 1, 2021
Submit progress reports for the duration of the project	Quarterly

THANK YOU

Questions?



COMMUNITY COLLEGES

SAN DIEGO & IMPERIAL COUNTIES

CAREER EDUCATION