

Teacher/Education Occupations

San Diego-Imperial Center of Excellence
for Labor Market Research (COE)

TEACHER/EDUCATION OCCUPATIONS

June 2022
San Diego County





About the COE

The Centers of Excellence for Labor Market Research (COE) are the number one source of labor market information for the California Community Colleges.



C·O·E

CENTERS OF EXCELLENCE
Inform Connect Advance

SAN DIEGO & IMPERIAL COUNTIES COMMUNITY COLLEGES



G R O S S M O N T
C O L L E G E



SAN DIEGO
COLLEGE OF
CONTINUING
EDUCATION



SAN DIEGO
MESA COLLEGE

SAN DIEGO
CITY COLLEGE



SAN DIEGO
MIRAMAR
COLLEGE



WHAT TO EXPECT

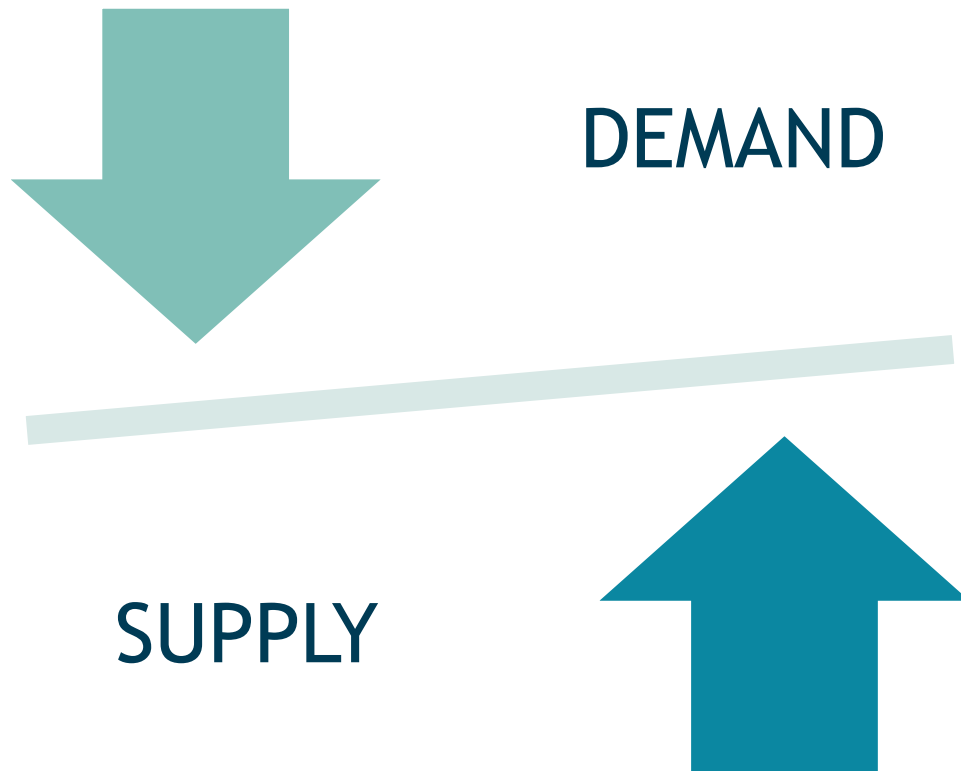
Understand the basics of LMI

Review Teacher/Education Occupations Report

Questions?

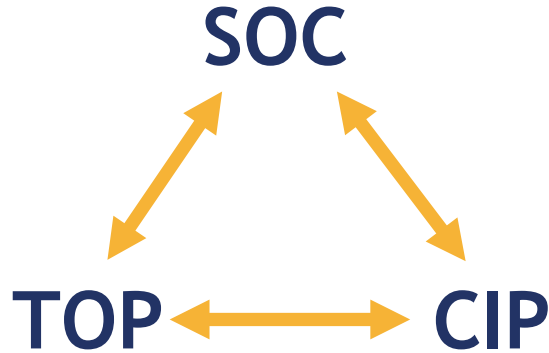


WHAT IS LABOR MARKET INFORMATION?



SOCTOP-CIP crosswalk

- SOC code = occupational code
- TOP code = community college program code
- CIP code = noncommunity college code



Childcare Workers (SOC 39-9011)

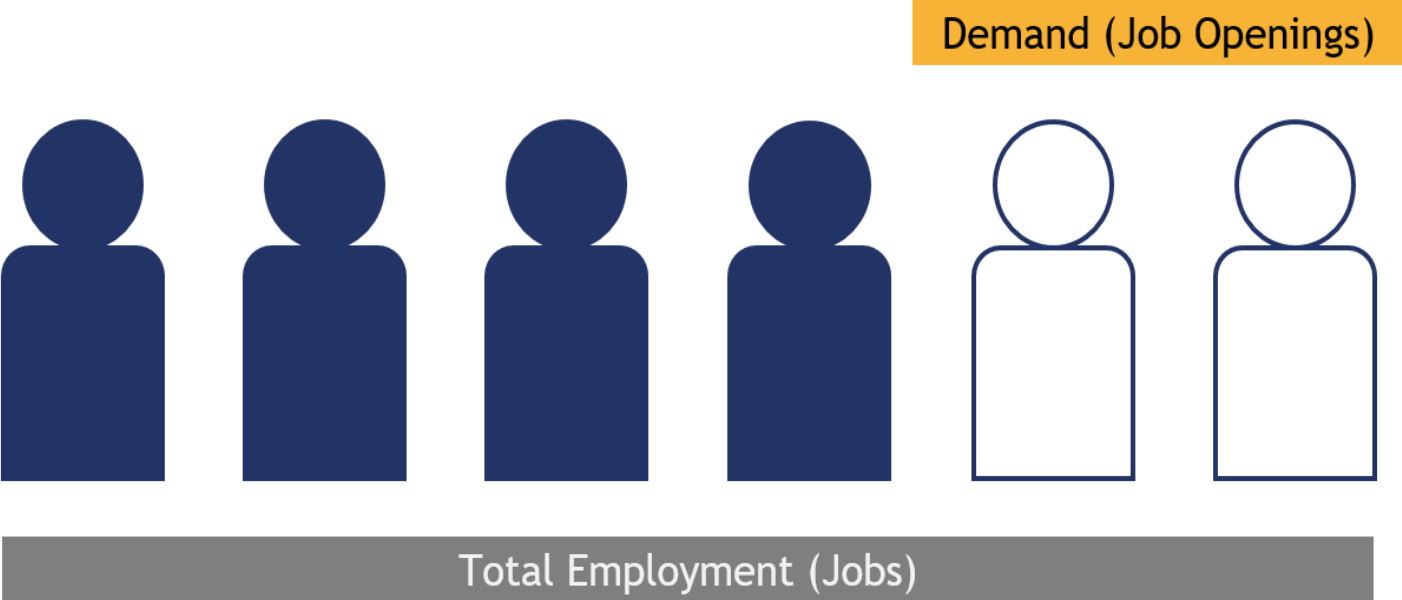
Attend to children at schools, businesses, private households, and childcare institutions.

Perform a variety of tasks, such as dressing, feeding, bathing, and overseeing play.

Sample reported job titles include

- **Caregiver**
- **Child Care Worker**
- **Child Caregiver**
- **Childcare Provider**
- **Daycare Teacher**
- **Daycare Worker**
- **Infant Teacher**
- **Toddler Teacher**

Butts in seats vs. seats



Some of our Sources



U.S. DEPARTMENT OF COMMERCE

Bureau of Economic Analysis

State Personal Income and Employment (SPI)
Local Area Personal Income and Employment (LPI)
National Income and Product Accounts (NIPA)
Annual Input-Output (I-O) Accounts
Benchmark Input-Output (I-O) Accounts
GDP by State

U.S. Census Bureau

American Community Survey (ACS)
County Business Patterns (CBP)
ZIP Code Business Patterns (ZBP)
Nonemployer Statistics (NES)
Quarterly Workforce Indicators (QWI)
OnTheMap (OTM)
TIGER/Line File (with additions by DM Solutions Group)
Population Estimates



U.S. DEPARTMENT OF LABOR

Bureau of Labor Statistics

Quarterly Census of Employment and Wages (QCEW)
Current Employment Statistics (CES)
Local Area Unemployment Statistics (LAUS)
National Industry-Occupation Employment Matrix (NIOEM, 10-year, current/projected)
Occupational Employment Statistics (OES)
Occupational Education and Training Projections

Employment and Training Administration (ETA)

Characteristics of the Insured Unemployed (CIU)
National O*NET Consortium, O*NET Production Database

Wage and Hour Division

Minimum Wage Laws in the States



U.S. RAILROAD RETIREMENT BOARD

Annual Railroad Retirement Act and Railroad Unemployment Insurance Act Statistical Tables



U.S. POSTAL SERVICE

Address Information Systems (AIS) Products, Delivery Statistics
USPS Delivery Statistics
USPS City State Product

PRIVATE SOURCES

DatabaseUSA.com
Creators of the Finest Databases Since 1972

How do you measure
“educational supply”?

of Awards (Certificates,
Degrees)

Agenda

Understand the basics of LMI

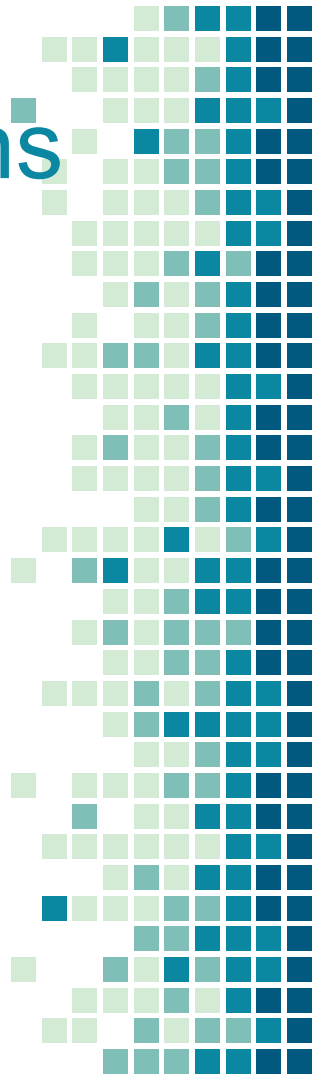
Review Teacher/Education Occupations Report

Questions?

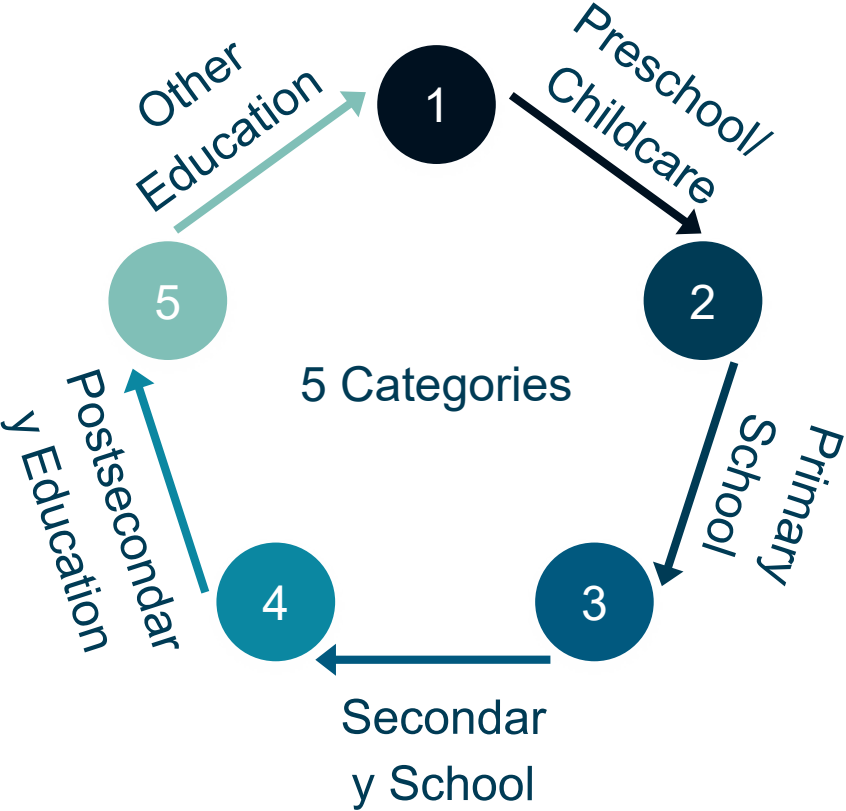


Teacher/Education Occupations


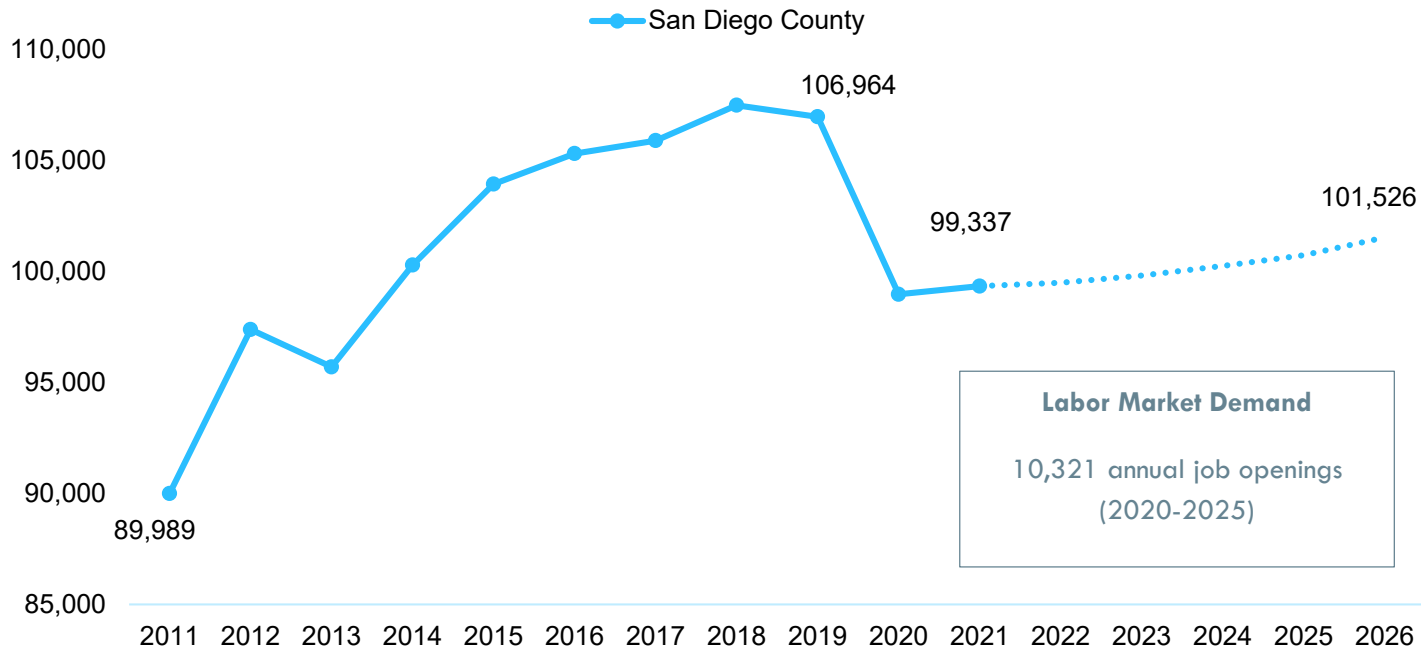
- Preschool Teachers, Except Special Education
- Education and Childcare Administrators, Preschool and Daycare
- Special Education Teachers, Preschool
- Special Education Teachers, Middle School
- Career/Technical Education Teachers, Middle School
- Secondary School Teachers, Except Special and Career/Technical Education
- Teaching Assistants, Except Postsecondary
- Tutors and Teachers and Instructors, All Other
- Self-Enrichment Teachers



Five Categories of Education

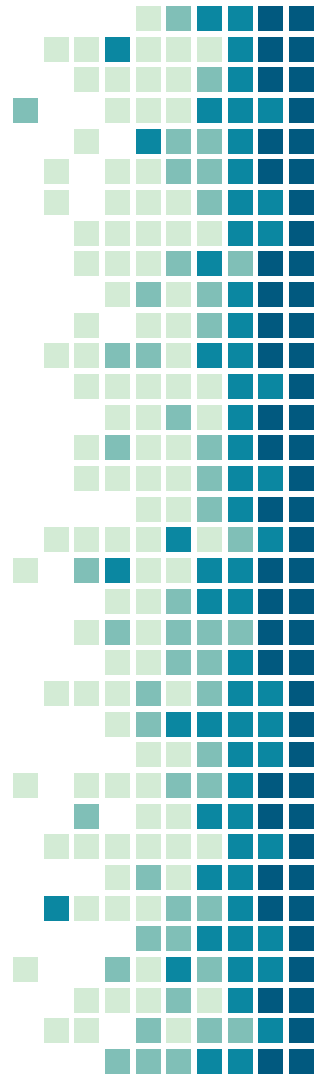


Number of Jobs (Employment) for Teacher/Education Occupations in San Diego County, 2011-2026

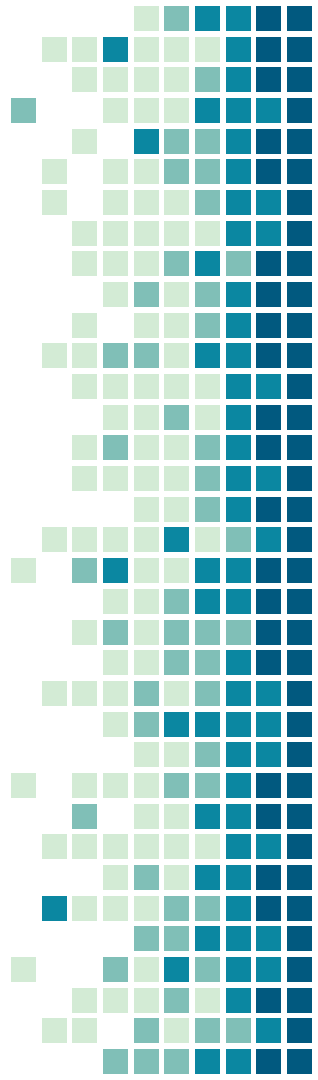


Number Of Jobs

Occupational Title	2021 Jobs	2026 Jobs	2021 - 2026 Net Jobs Change	2021-2026 % Net Jobs Change*	Annual Job Openings* (Demand)
Preschool/Childcare					
Childcare Workers	14,107	14,316	209	1%	2,096
Preschool Teachers, Except Special Education	4,821	5,201	380	8%	567
Education and Childcare Administrators, Preschool and Daycare	605	638	33	5%	51
Special Education Teachers, Preschool	43	56	13	31%	6
Total Preschool/Childcare	19,576	20,211	635	3%	2,720
Primary School					
Elementary School Teachers, Except Special Education	11,395	11,291	-104	-1%	826
Middle School Teachers, Except Special and Career/Technical Education	2,511	2,558	47	2%	189
Special Education Teachers, Kindergarten and Elementary School	1,172	1,171	-1	0%	87
Kindergarten Teachers, Except Special Education	668	673	5	1%	68
Special Education Teachers, Middle School	108	118	10	9%	10
Career/Technical Education Teachers, Middle School	13	15	2	15%	1
Total Primary	15,867	15,826	-41	0%	1,181



Secondary School					
Secondary School Teachers, Except Special and Career/Technical Education	8,258	8,220	-38	0%	572
Special Education Teachers, Secondary School	1,041	1,030	-11	-1%	76
Career/Technical Education Teachers, Secondary School	191	194	3	2%	14
Total Secondary	9,490	9,444	-46	0%	662
Postsecondary Education					
Postsecondary Teachers	20,462	21,134	672	3%	2,135
Teaching Assistants, Postsecondary	4,020	4,290	270	7%	432
Education Administrators, Postsecondary	1,458	1,527	69	5%	120
Total Postsecondary	25,940	26,951	1,011	4%	2,687
Other Education					
Teaching Assistants, Except Postsecondary	12,182	12,164	-18	0%	1,128
Tutors and Teachers and Instructors, All Other	7,138	7,368	230	3%	870
Self-Enrichment Teachers	6,087	6,578	491	8%	811
Education Administrators, Kindergarten through Secondary	2,011	2,017	6	0%	148
Adult Basic Education, Adult Secondary Education, and English as a Second Language Instructors	1,047	968	-79	-8%	114
Total Other Education	28,465	29,095	630	2%	3,071
Total Projected (2021-2026) Annual Job Openings					10,321



Related TOP and CIP Codes

Teacher/Education Occupations

TOP 0801.00: Education, General (Pre-Professional) (Transfer)

TOP 0802.00: Educational Aide (Teacher Assistant)

TOP 1305.00: Child Development/Early Care and Education

TOP 1305.10: Child and Adolescent Development

TOP 1305.20: Children with Special Needs

TOP 1305.40: Preschool Age Children

TOP 1305.50: The School Age Child

TOP 1305.80: Child Development Administration and Management

TOP 1305.90: Infants and Toddlers

TOP 1308.00: Family Studies

TOP 4901.20: Liberal Studies (teaching preparation)

CIP 13.0101: Education, General

CIP 13.0299: Bilingual, Multilingual, and Multicultural Education, Other

CIP 13.0501: Educational/Instructional Technology

CIP 13.0607: Learning Sciences

CIP 13.0901: Social and Philosophical Foundations of Education

CIP 13.1001: Special Education and Teaching, General

CIP 13.1013: Education/Teaching of Individuals with Autism

CIP 13.1015: Education/Teaching of Individuals in Early Childhood Special Education Programs


Exhibit 3



Supply

TOP6 or CIP	TOP6 or CIP Title	3-Yr Annual Average CC Awards (PY17-18 to PY19-20)	Other Educational Institutions 3-Yr Annual Average Awards (PY16-17 to PY18-19)	3-Yr Total Average Supply (PY16-17 to PY19-20)
	<ul style="list-style-type: none"> Southwestern 	25	0	
1308.00	Family Studies	21	0	21
	<ul style="list-style-type: none"> Southwestern 	21	0	
4901.20	Liberal Studies	55	0	55
	<ul style="list-style-type: none"> Cuyamaca 	3	0	
	<ul style="list-style-type: none"> San Diego City 	16	0	
	<ul style="list-style-type: none"> San Diego Mesa 	19	0	
	<ul style="list-style-type: none"> Southwestern 	17	0	
TOTAL FOR ALL CIP RELATED AWARDS⁸		0	2,655	2,655
			Total	3,864

	Doctoral Degree	Master's Degree	Bachelor's Degree	Associate Degree	Certificate of Achievement	Non-Credit Program
Alliant International University-San Diego	X	X	X			
Ashford University	X	X	X	X		
California State University-San Marcos	X	X	X			
Cuyamaca College*				X	X	
Grossmont College*				X	X	
MiraCosta College*				X	X	
National University	X	X	X	X		
Northcentral University	X	X	X			
Palomar College*				X	X	
Point Loma Nazarene University		X	X			
San Diego Christian College		X	X			
San Diego City College*				X	X	
San Diego College of Continuing Education*						X
San Diego Mesa College*				X	X	
San Diego Miramar College*				X	X	
San Diego State University	X	X	X			
Southwestern College*				X	X	
United States University		X				
University of California-San Diego	X	X	X			
University of San Diego	X	X				




Demand vs Supply

	Demand (Annual Openings)	Supply (Total Annual Average Supply)	Supply Gap or Oversupply
San Diego	10,321	3,864	6,457
California	119,462	42,254	77,208

Typical Entry-Level Education

SOC Code	Occupational Title	Typical Entry-Level Education
Preschool/Childcare		
11-9031	Education and Childcare Administrators, Preschool and Daycare	Bachelor's degree
25-2051	Special Education Teachers, Preschool	Bachelor's degree
25-2011	Preschool Teachers, Except Special Education	Associate degree
39-9011	Childcare Workers	High school diploma or equivalent
Primary School		
25-2023	Career/Technical Education Teachers, Middle School	Bachelor's degree
25-2021	Elementary School Teachers, Except Special Education	Bachelor's degree
25-2012	Kindergarten Teachers, Except Special Education	Bachelor's degree
25-2022	Middle School Teachers, Except Special and Career/Technical Education	Bachelor's degree
25-2052	Special Education Teachers, Kindergarten and Elementary School	Bachelor's degree
25-2057	Special Education Teachers, Middle School	Bachelor's degree



Secondary School


25-2032	Career/Technical Education Teachers, Secondary School	Bachelor's degree
25-2031	Secondary School Teachers, Except Special and Career/Technical Education	Bachelor's degree
25-2058	Special Education Teachers, Secondary School	Bachelor's degree

Postsecondary Education

25-1099	Postsecondary Teachers	Doctoral or professional degree
11-9033	Education Administrators, Postsecondary	Master's degree
25-9044	Teaching Assistants, Postsecondary	Bachelor's degree

Other Education

11-9032	Education Administrators, Kindergarten through Secondary	Master's degree
25-3011	Adult Basic Education, Adult Secondary Education, and English as a Second Language Instructors	Bachelor's degree
25-3097	Tutors and Teachers and Instructors, All Other	Bachelor's degree
25-9045	Teaching Assistants, Except Postsecondary	Some college, no degree
25-3021	Self-Enrichment Teachers	High school diploma or equivalent




Hourly Earnings

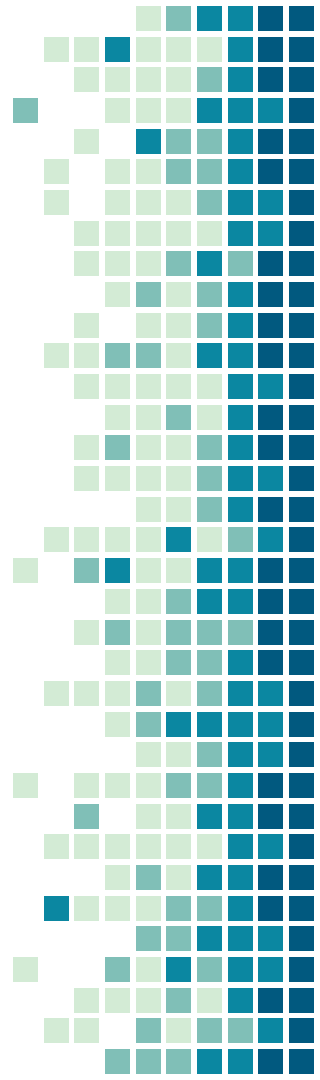
SOC Code	SOC Occupational Title	Entry-Level Hourly Earnings (25 th Percentile)	Median Hourly Earnings
Preschool/Childcare			
11-9031	Education and Childcare Administrators, Preschool and Daycare	\$20.14	\$26.72
25-2051	Special Education Teachers, Preschool	\$18.72	\$22.80
25-2011	Preschool Teachers, Except Special Education	\$14.04	\$17.03
39-9011	Childcare Workers	\$13.00	\$13.63
Average Preschool/Childcare		\$16.47	\$20.05
Primary School			
25-2022	Middle School Teachers, Except Special and Career/Technical Education	\$27.25	\$31.97
25-2021	Elementary School Teachers, Except Special Education	\$25.93	\$32.91
25-2057	Special Education Teachers, Middle School	\$25.79	\$32.24
25-2012	Kindergarten Teachers, Except Special Education	\$21.65	\$28.06
25-2052	Special Education Teachers, Kindergarten and Elementary School	\$19.48	\$27.87
25-2023	Career/Technical Education Teachers, Middle School	\$18.08	\$39.69
Average Primary		\$23.03	\$32.12

Living Wage?

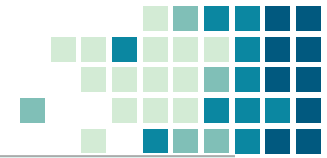
\$18.43



Secondary School			
25-2031	Secondary School Teachers, Except Special and Career/Technical Education	\$33.87	\$42.23
25-2032	Career/Technical Education Teachers, Secondary School	\$25.65	\$35.71
25-2058	Special Education Teachers, Secondary School	\$14.50	\$27.82
Average Secondary		\$24.68	\$35.25
Postsecondary Education			
11-9033	Education Administrators, Postsecondary	\$44.29	\$62.19
25-1099	Postsecondary Teachers	\$31.83	\$49.04
25-9044	Teaching Assistants, Postsecondary	\$14.38	\$17.30
Average Postsecondary		\$30.17	\$42.84
Other Education			
11-9032	Education Administrators, Kindergarten through Secondary	\$53.31	\$62.46
25-3011	Adult Basic Education, Adult Secondary Education, and English as a Second Language Instructors	\$30.12	\$35.37
25-3097	Tutors and Teachers and Instructors, All Other	\$15.74	\$23.56
25-3021	Self-Enrichment Teachers	\$15.13	\$20.62
25-9045	Teaching Assistants, Except Postsecondary	\$13.96	\$15.27
Average Other Education		\$25.65	\$31.45



Specialized Skills



Specialized Skills	Preschool/ Childcare	Primary School	Secondary School	Postsecondary Education	Other Education	# of Times in the Top 15 Skills
1. Cardiopulmonary Resuscitation	•	•	•	•	•	5
2. Lesson Planning	•	•	•	•	•	5
3. Scheduling	•	•	•	•	•	5
4. Teaching	•	•	•	•	•	5
5. Child Care	•	•			•	3
6. Child Development	•	•			•	3
7. Customer Service	•		•	•		3
8. Early Childhood Education	•	•			•	3
9. Special Education		•	•		•	3
10. Tutoring		•	•	•		3
11. Autism Diagnosis / Treatment / Care	•				•	2
12. Budgeting				•	•	2
13. Cleaning	•				•	2
14. Learning Styles		•	•			2
15. Music		•			•	2
16. Progress Reports		•	•			2



Soft Skills



Soft Skills	Preschool/ Childcare	Primary School	Secondary School	Postsecondary Education	Other Education	# of Times in the Top 15 Skills
1. Building Effective Relationships	•	•	•	•	•	5
2. Communication Skills	•	•	•	•	•	5
3. Creativity	•	•	•	•	•	5
4. English	•	•	•	•	•	5
5. Organizational Skills	•	•	•	•	•	5
6. Physical Abilities	•	•	•	•	•	5
7. Planning	•	•	•	•	•	5
8. Teamwork / Collaboration	•	•	•	•	•	5
9. Writing	•	•	•	•	•	5
10. Problem Solving	•	•	•	•	•	5
11. Bilingual	•	•	•		•	4
12. Spanish	•	•	•		•	4
13. Energetic	•	•			•	3
14. Research		•	•	•		3
15. Computer Literacy			•	•		2
16. Detail-Oriented	•				•	2



Software Skills



	Software Skills	Preschool/ Childcare	Primary School	Secondary School	Postsecondary/ Education	Other Education	# of Times in the Top 10 Skills
1.	Blackboard LMS / CMS	•	•	•	•	•	5
2.	Microsoft Excel	•	•	•	•	•	5
3.	Microsoft Outlook	•	•	•	•	•	5
4.	Microsoft PowerPoint	•	•	•	•	•	5
5.	Microsoft Word	•	•	•	•	•	5
6.	Facebook	•	•	•		•	4
7.	Word Processing	•	•		•	•	4
8.	Google Docs	•	•		•		3
9.	Adobe Photoshop	•				•	2
10.	Google Drive		•	•			2
11.	Groupwise		•	•			2
12.	Salesforce			•	•		2
13.	YouTube	•				•	2
14.	Active Server Pages			•			1
15.	JavaScript					•	1
16.	Microsoft Access				•		1
17.	Python				•		1



Certifications and Employers



Top Certifications in Online Job Postings

1. Certified Teacher
2. First Aid CPR AED
3. Driver's License
4. Cross-Cultural Language and Academic Development
5. Teachers of English To Speakers of Other Languages
6. Child Development Associate
7. Teaching English As A Foreign Language
8. Security Clearance
9. Board Certified Behavior Analyst
10. Board Certified Assistant Behavior Analyst


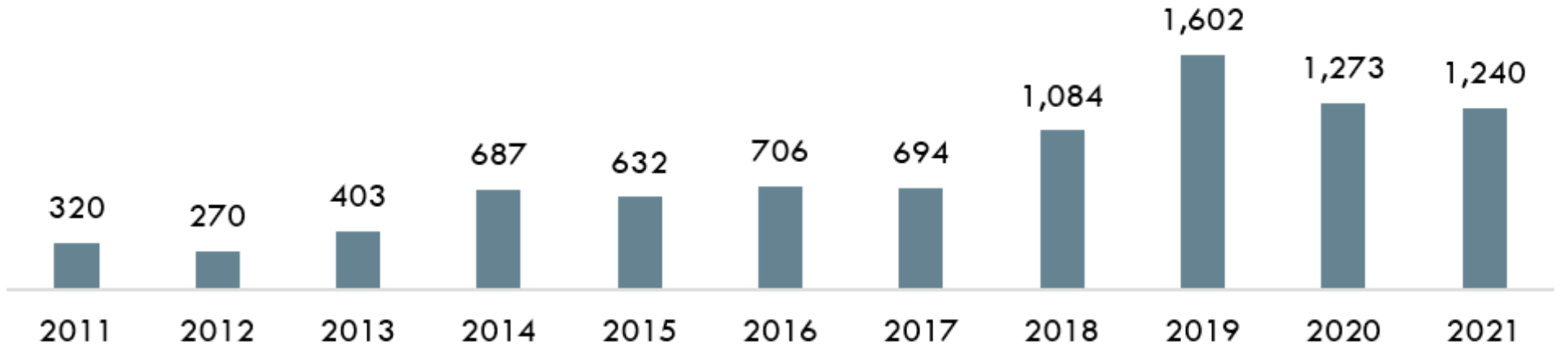
Exhibit 10

Top Employers in Online Job Postings

1. KinderCare
2. Diocese of San Diego
3. San Diego Unified School District
4. High Technical High
5. Teach For America
6. Oceanside Unified
7. San Diego Community College District
8. San Marcos Unified School District
9. Poway Unified School District
10. Francis Parker School

Exhibit 11

Online Job Postings for Teacher/Education Occupations in Special Education




THANKS!

Any questions?

You can find me at:

jedwards@miracosta.edu



Childcare Industry Workforce Needs

SAN DIEGO-IMPERIAL REGION



AUGUST 2022



San Diego-Imperial Center of Excellence for Labor Market Research

Report Release
Be sure to sign up for our E-News!
August 30, 2022

Webinar – Save the Date
September 7, 2022 (2 PM)

Questions? Email Priscilla Fernandez
priscilla@modresearchconsulting.com