

# Regional Equity Project

September 2021

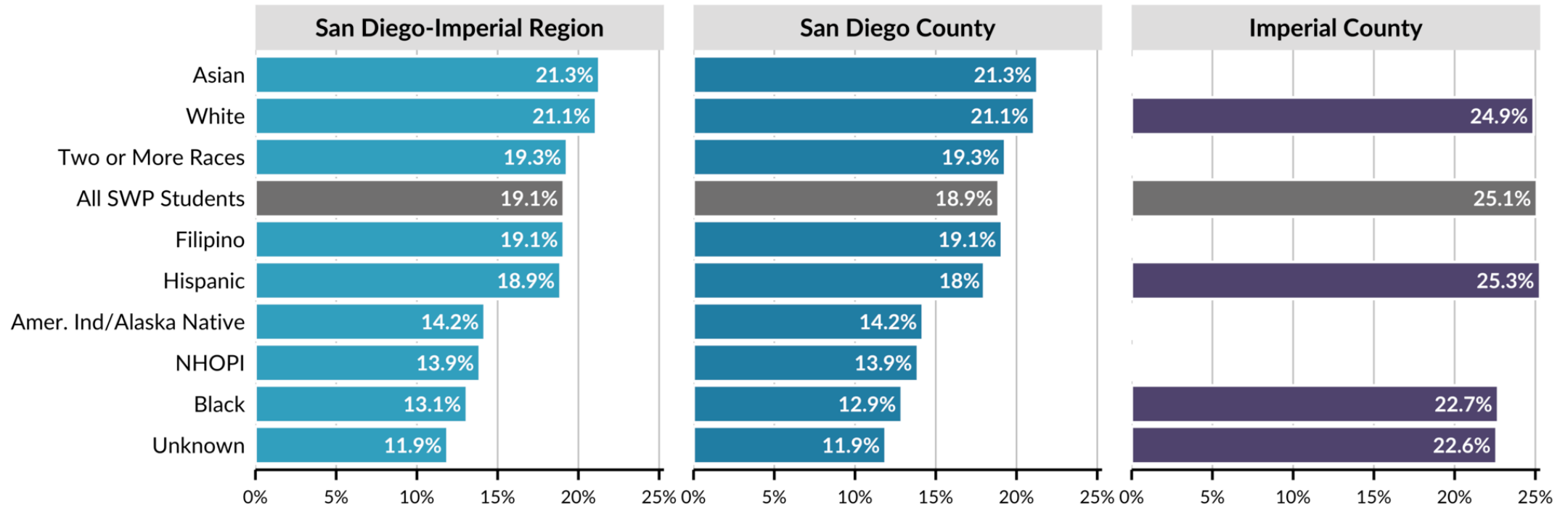


**SAN DIEGO & IMPERIAL COUNTIES  
COMMUNITY COLLEGES**

# Black students are least likely to achieve 9+ CTE units...

**Figure 3: Percent of SWP Students Achieving 9+ CTE Units by Race / Ethnicity and County**

Among all Strong Workforce Program students, the proportion who successfully completed nine or more career education semester units in the selected year. Denominator is total count of students within subgroup.

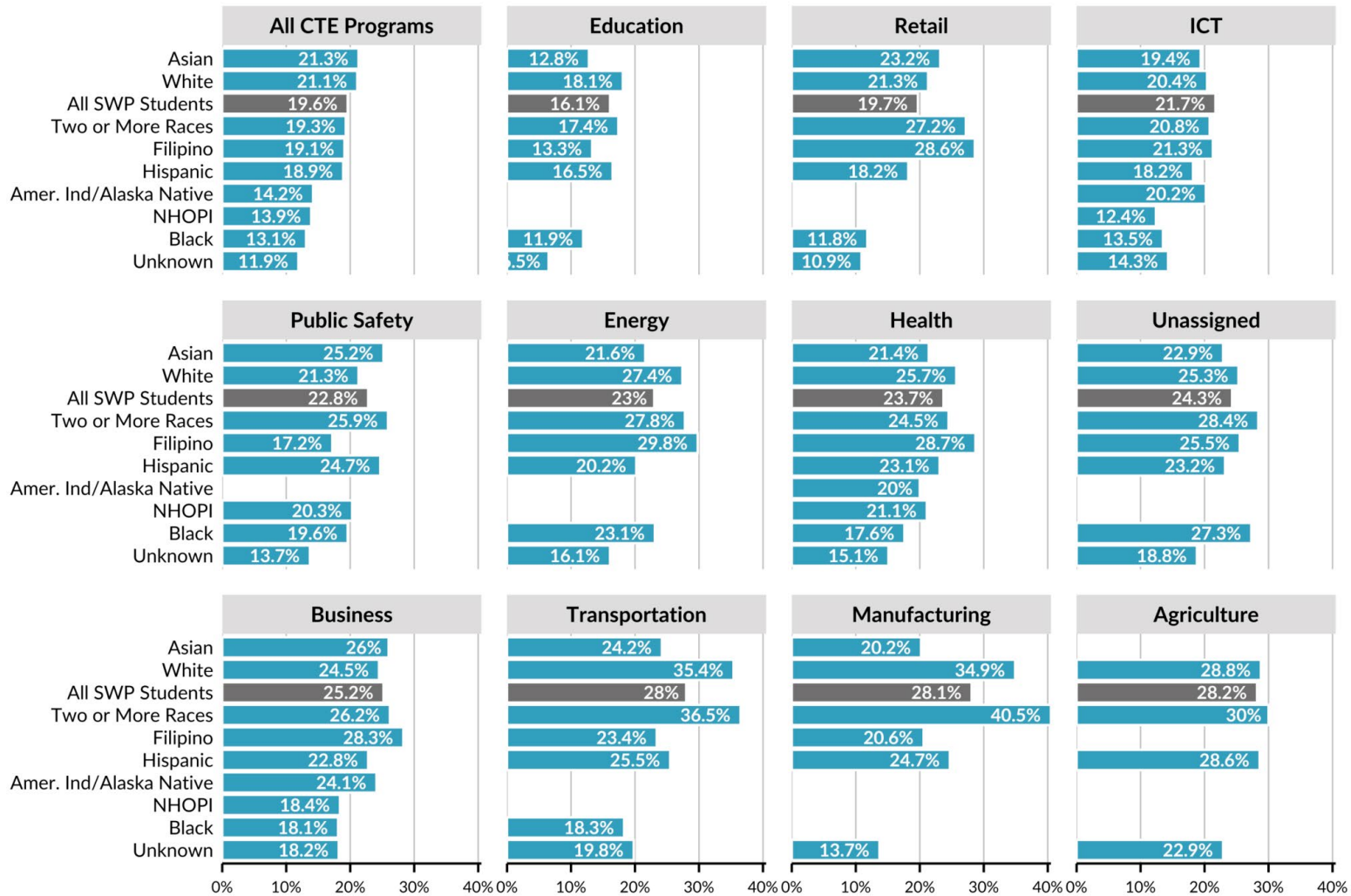


Source: Chancellor's Office Management Information System. Retrieved March 5, 2021 from CCCCO LaunchBoard Strong Workforce Program Dashboard.

Note: Calculations for regionwide and San Diego County do not include data from San Diego Continuing Education, and consequently may not match published values.

**Figure 4: Percent of SWP Students in the San Diego-Imperial Region Achieving 9+ CTE Units by Race / Ethnicity and Program**

Among all Strong Workforce Program students, the proportion who successfully completed nine or more career education semester units in the selected year. Denominator is total count of students within subgroup.

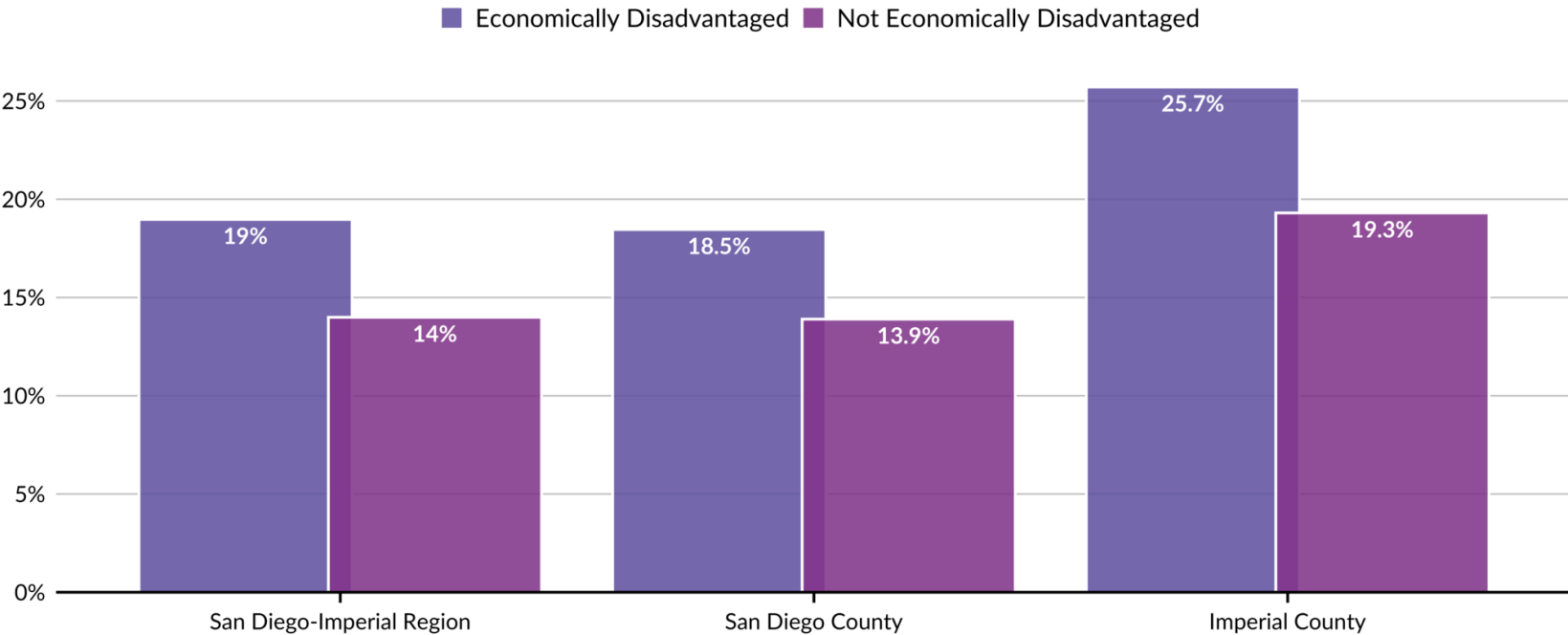


Source: Chancellor's Office Management Information System. Retrieved March 5, 2021 from CCCCO LaunchBoard Strong Workforce Program Dashboard.  
 Note: Calculations for regionwide and San Diego County do not include data from San Diego Continuing Education, and consequently may not match published values.

# But economically disadvantaged students are more likely to achieve 9+ units...

**Figure 9: Percent of SWP Students Achieving 9+ CTE Units by Economically Disadvantaged Status and County**

Among all Strong Workforce Program students, the proportion who successfully completed nine or more career education semester units in the selected year. Denominator is total count of students within subgroup.



**Source:** Chancellor's Office Management Information System. Retrieved March 5, 2021 from CCCC LaunchBoard Strong Workforce Program Dashboard.  
**Note:** Calculations for regionwide and San Diego County do not include data from San Diego Continuing Education, and consequently may not match published values. Economically Disadvantaged reflects that of the Strengthening Career and Technical Education for the 21st Century Act (Perkins V), previously, the Carl D. Perkins Career and Technical Education Improvement Act of 2006 (Perkins IV). Additional information for how this is coded in MIS may be found here: <https://webdata.cccco.edu/ded/sv/sv03.pdf>

# Regional Equity Project

Focus on Black equity

Engage contractor in a full research study

Develop shared metrics with available data

Identify strategies to support colleges in closing gaps

Integrate findings across regional investments