


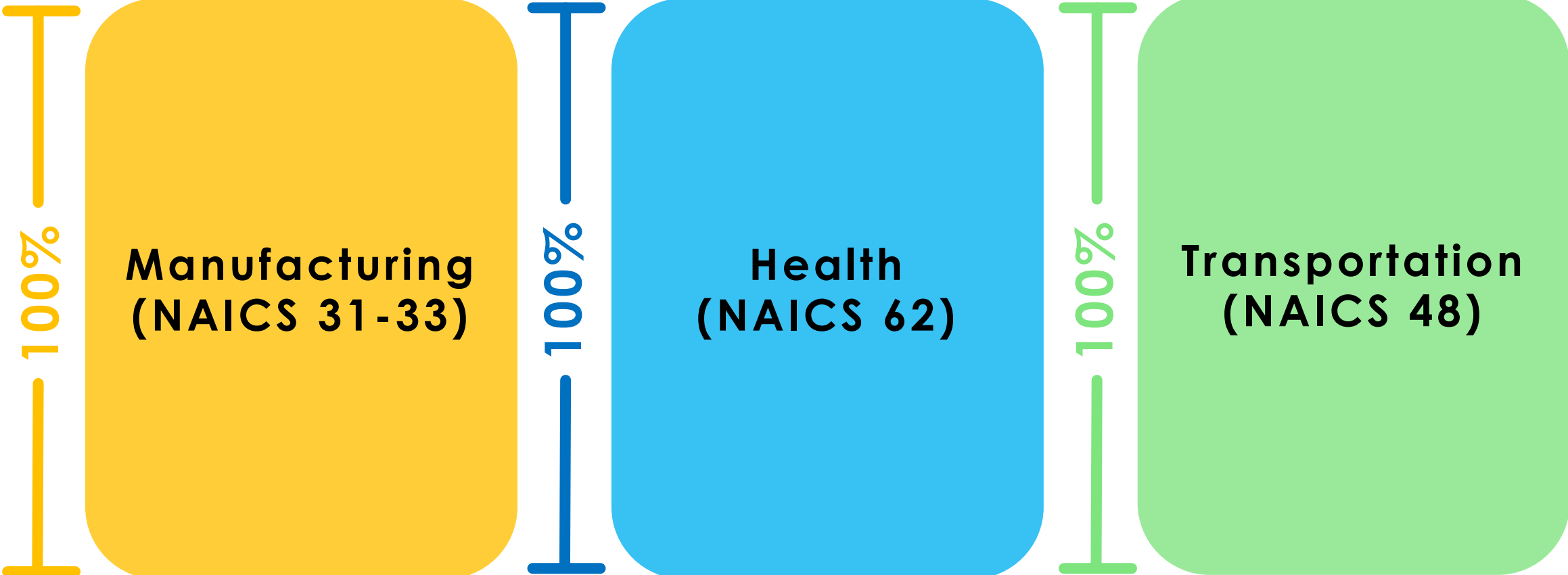
**SECTOR
ANALYSIS
REFRESH**



C · O · E

**CENTERS OF EXCELLENCE
FOR LABOR MARKET RESEARCH**

TWO WAYS TO DEFINE SECTORS



TWO WAYS TO DEFINE SECTORS

100%

Business and Entrepreneurship (SOC 43-014)

Computer ICT & Digital Media (SOC 15-1251)

11 SECTORS – CHANCELLOR'S OFFICE

- 1. Advanced Manufacturing**
- 2. Advanced Transportation and Logistics**
- 3. Agriculture, Water & Environmental Tech**
- 4. Business & Entrepreneurship**
- 5. Education & Human Development**
- 6. Energy, Construction & Utilities**
- 7. Health**
- 8. ICT & Digital Media**
- 9. Life Sciences/Biotech**
- 10. Public Safety**
- 11. Retail/Hospitality/Tourism**

TIMELINE

Dates	Activities
Feb-Mar 2021	Region votes on industry & occupational metrics
Mar 2021	COE conducts analysis basis on metrics selected by the region
Apr 2021	COE presents the analysis to the region (e.g., WDC, ROC) for feedback
Apr-May 2021	COE revises analysis based on feedback
May 2021	COE presents to the region again
June 2021	COE finalizes analysis

**WHAT METRICS ARE
IMPORTANT TO
YOU?**




C · O · E

**CENTERS OF EXCELLENCE
FOR LABOR MARKET RESEARCH**

- A. Entry-level wages at or above the living wage**
- B. Median wages at or above the living wage**
- C. Annual job openings (labor market demand)**
- D. # of businesses/establishments in the region**
- E. # of jobs in 2020**
- F. % and # jobs change 2016-2020**
- G. Jobs multiplier**
- H. % of job concentration compared to nation**
- I. Earnings across the whole sector**
- J. % of workers below 35 years old**

**TAKE OUT YOUR
CELL PHONES &
GO TO [MENTI.COM](https://www.menti.com)
[675 772 26](https://www.menti.com)**



C · O · E

**CENTERS OF EXCELLENCE
FOR LABOR MARKET RESEARCH**

**RANK WHAT IS MOST
IMPORTANT TO YOU,
WITH 1 BEING THE
MOST IMPORTANT.**



C · O · E

**CENTERS OF EXCELLENCE
FOR LABOR MARKET RESEARCH**

- A. Entry-level wages at or above the living wage**
- B. Median wages at or above the living wage**
- C. Annual job openings (labor market demand)**
- D. # of businesses/establishments in the region**
- E. # of jobs in 2020**
- F. % and # jobs change 2016-2020**
- G. Jobs multiplier**
- H. % of job concentration compared to nation**
- I. Earnings across the whole sector**
- J. % of workers below 35 years old**